

Manual



"You Don't Need a Home to Vote"

**Homeless and Low-Income
Voter Rights Manual**

2019

"You Don't Need a Home to Vote" Manual

Written and Compiled by

Megan Hustings, Director
Annie Leomporra, Grassroots Analyst
Helen Chavez and Destiny Vasquez, California State
University at Fullerton

Many thanks are extended to those who have contributed to the drafting of this and previous manuals by providing research and support including NCH's current and former staff, board, fellows, interns, volunteers, and the many unhoused & housed members, friends, and allies of the National Coalition for the Homeless.

National Coalition for the Homeless
2201 P Street, NW
Washington, D.C. 20037-1033
www.nationalhomeless.org
info@nationalhomeless.org
202-462-4822

Table of Contents

Introduction	pg 4
Can Poor People Vote?	
Who We Are	
Registration FAQs for Organizations	pg 5
4 Steps to a Successful Voter Registration Drive	pg 8
Registration FAQs for Voters	pg 9
4 Steps for Encouraging a Reluctant Voter	pg 11
Sample Voter Registration Outreach Script	pg 13
Registering Voters Through Intake	pg 13
Getting Out the Vote	pg 15
Homeless Voter Registration Policies by State	pg 17
Appendix of National and State Resources	pg 25

Can Poor People Vote?

The cornerstone of our democracy in the United States of America is the right of citizens to make their wishes known through the election process, yet low income voters, and particularly persons experiencing homelessness, are consistently one of the most poorly represented blocks when it comes to voter turnout, historically having faced numerous barriers across the country which have limited their participation in the election process.

Many potential homeless and low income voters may not have the appropriate identification documents required by some states to register or to vote. Furthermore, individuals who are experiencing homelessness may lack the resources to educate themselves about candidates or may not be able to get to the polls on Election Day. Many individuals, homeless or otherwise, aren't even aware that no state requires residents to have a traditional residence in order to vote in elections.

The "You Don't Need a Home to Vote" campaign seeks to promote voting access for low income and homeless persons to ensure that people who are economically disadvantaged maintain a voice in shaping their future. This manual endeavors to provide ideas for individuals and organizations interested in helping people experiencing homelessness to overcome the obstacles that have traditionally prevented them from becoming registered, active voters.

Who We Are

The National Coalition for the Homeless (NCH), a national network of people who are currently experiencing or who have experienced homelessness, activists and advocates, community-based and faith-based service providers, and others committed to a single mission: To end and prevent homelessness while ensuring the immediate needs of those experiencing homelessness are met and their civil rights are respected and protected. We envision a world where everyone has a safe, decent, accessible and affordable home.

NCH affirms the following Guiding Principles/Values:

1. We CAN end and prevent homelessness.
2. People who are currently experiencing or have experienced homelessness must be leaders in all the work of NCH and in the movement to end homelessness.
3. NCH believes in the dignity of all people: housing, healthy food, quality health care, education and livable incomes as basic human rights.
4. It is morally, ethically, and legally wrong to discriminate against and criminalize people struggling to meet their basic needs.
5. Public policy makers and elected officials at all levels must be held accountable to end the systemic and structural causes of homelessness.
6. Structural racism and discrimination are root causes of homelessness and violates human dignity.
7. Collaboration between NCH and its diverse stakeholders, is critical in directing NCH's work.

Registration FAQs for Organizations

Can my organization or organizations we work with to register voters do so on behalf of a particular party or candidate?

No. All voter registration services by nonprofit organizations must be nonpartisan. Nonpartisan means that the activity or program shall not be influenced by, affiliated with, or supportive of the interest or policies of any political party or candidate. Support for candidates of two different parties in an election ("bipartisanship") is not a nonpartisan activity. Participating organizations and individuals cannot make any statements in support of or in opposition to any particular candidate or party, nor carry on any other activity designed to reflect a preference or recommendation for any political candidate or party.

occupiciis

Can vehicles and drivers provided by my organization be used in registration drives or to transport voters to the polls on Election Day?

Yes. You can even affix non-partisan messages to vehicles encouraging voters to go to the polls. However, make certain that the vehicles and the drivers do not have any partisan literature, buttons, posters, flyers, bumper stickers or other political propaganda.

How much time after the drive do I have to send in the completed forms?

Usually, states require the completed forms to be sent in no later than a few days after completion of the forms. Check with your state's election board.

May I send photocopies of voter registration forms to the elections office?

No. For the purposes of a voter registration drive, the actual form received from the elections office must be filled out and mailed. However, an individual may print a voter registration form off the Internet and mail it to the county election office.

So you'd like to help low-income and homeless individuals register to vote?

Great!

But before you rush out to participate in a voter registration drive in your neighborhood, there are some things of which you need to be aware. These answers to commonly asked questions will help you and your organization in putting together a proper, successful drive.

Can you give me some examples of what I am allowed to say while offering information to voters?

You can say:

"Public policy is decided at the polls. Take a position on housing, health care, wages, and other issues affecting your life. Register to vote here today."

"You can have an impact on the decisions affecting your life. Register to vote now."

"Budget cuts are reducing services provided by this agency and many others. If you care about housing and other social services, register to vote today."

You can't say:

"Support family values. Vote Buchanan in 2016! Register now."

"Congressional Republicans want to take away your housing and healthcare. Vote Democrat! Register here."

"Mayor Johnson has a track record of voting against affordable housing measures. Register to vote here, and let the him know you won't take it anymore!"

Is my agency allowed to do voter registration?

Nonprofit 501 (c) (3) organizations can operate voter registration drives if they do so in a nonpartisan manner. In fact, Section 1b of the National Voter Registration Act encourages all non-governmental entities to register their clients. This includes homeless shelters, drop-in centers, food pantries, soup kitchens, daycare centers, child welfare agencies, community health centers, etc. As a non-profit you can register people to vote, but you cannot take positions on candidates, or be partisan in any of your communications.

Can rewards like balloons or pens be given out after a person registers?

Many states have laws against such “rewards.” Check with the office of the Secretary of State in your state or county office of elections. (state offices listed in the appendix)

May I attach any flyers or other information to the registration forms?

No. You may not attach anything to the voter registration forms.

Does my organization have to become a deputy registrar to conduct a voter registration drive?

Many states do not require any sort of registration or official representation. However, some states do require voter registration drives to be registered or require the presence of a deputy registrar at the drive. States requiring a deputy registrar or some other official allow anyone to be trained, usually in a short, one-time session, to conduct a proper registration drive. Other states may also require voter registration forms to be notarized.

When registering voters who are currently homeless, what address should they provide on the registration form?

Most states allow a shelter address, a description of a general location at which the individual usually spends the night, or even a drawn map to be recorded as an address. An address is needed primarily for assigning people precincts and mailing election information.

May I refuse to give an eligible voter a registration form?

No. You must give a registration form to any person eligible to vote.



I'm not sure my agency has the staff or volunteers to do voter registration.

We're all strapped for time, but you can make it easy. Here are some ideas:

- Appoint one person, either staff or volunteer, to be a coordinator.
- Make it part of your intake or exit interview process. Add to your forms: "If you are not registered where you now live, would you like to register today?"
- Put up signs announcing that people can "Register to Vote Here."
- Have outreach workers do voter registration.
- Get volunteers and clients to help.
- Pay clients to register other clients. Contact your local City/County Elections Office to find out how to do this.

What else can my organization do?

Here are a few ideas. Call us at (202) 462-4822 if you want more information or help.

- Let your clients use your agency as a mailing address for their sample and/or absentee ballots.
- Call your City/County Elections Office and find out if your agency can become a polling site on election day.
- Organize a candidates' forum and ask the candidates to address your issues.
- Help clients to get to a candidates' forum in your community.
- Talk to your peers in other non-profits, and encourage them to involve their clients in the democratic process.
- Create a multi-lingual voter information card. See samples in Appendix.

I'm not sure my clients are interested in registering to vote.

Our experience is that clients want to vote and do vote if barriers to their exercising this basic right are removed. Studies show that 70% of those registered to vote by volunteer efforts in welfare and food stamp offices actually go to the polls and vote in presidential elections. **Low income people are no more or less interested in politics than anyone else.** Please don't let your attitude be a barrier. Our clients are often disconnected from community life. Voting helps them reconnect with their community in a positive way.

4 Steps to a Successful Voter Registration Drive

1. Develop a plan for your drive

Appoint one person, or a group of people, to head up organization of the drive. He/She/They should:

- Call the county elections office to find out the specifics of conducting a voter registration drive in your area, as requirements vary from state to state.
- Assign responsibilities to individuals to handle matters such as publicity, obtaining registration materials, and making arrangements pertaining to the site.
- Decide the day, location, and time for your voter registration drive.
- Have a registration table at a large event or conduct the drive on a special day to increase the number of voters you register.


2. Prepare for and publicize the drive

- Obtain relevant materials: voter registration forms, pens, and clipboards; computer or tablet for online registration; voting stickers, voting brochures, and polling place maps.
- Plan logistics for the registration event, including arranging a location and food.
- Recruit volunteers or other staff to help out with registration. Area high school or college students are a valuable resource to help with registration.
- Create flyers and posters to publicize the registration drive.
- Make sure that staff of your organization and the clients the organization serves is aware that a registration drive is coming up.
- Frequently, individuals experiencing homelessness are unaware that they are able to vote. In the buildup to the registration drive, you can inform people that even though they may not have a physical address they may still vote.



3. Conduct the registration drive

- Have food available to attract passers-by and have stickers and other voting materials on hand to give out, if permitted by local laws.
- Be ready to answer questions that people may have about registering. Refer to the frequently asked questions below.
- Do not be shy. Ask everyone who passes by if they are registered to vote, would like to register to vote, or would like to re-register to vote. Try to find ways to overcome any excuses people give for not registering to vote.
- Check to see if the forms are filled out correctly.
- Offer to mail the completed forms. If you are submitting registrations online, ensure that your internet connection is secure, and confirm submission of registrations.



4. Get out the vote!

- Put flyers up in your organization to remind your clients to vote on Election Day.
- Hand out sample ballots at your organization.
- Help educate newly registered voters about the voting process by inviting elections officials to speak at your organization.
- Hold a candidates' forum or invite candidates to volunteer at your organization in order to get clients better acquainted with the issues and the candidates.
- Offer transportation to the polling place.
- Volunteer your organization as a polling site (contact your county elections office to learn more about this).

While every voter registration drive faces unique challenges, there are some questions which you can probably expect to hear when working to register low income and homeless citizens to vote. The following section should provide useful tips on how to answer them.

Registration FAQs for Voters

Am I eligible to register and to vote?

Yes, if you are:

- a citizen of the United States
- a legal resident of your state
- at least 18 years old by election day
- not in prison, on probation or parole for a felony conviction
- a convicted felon whose voting rights have been restored (varies - check local laws)
- not declared mentally incompetent by a court (varies - check local laws)

When can I register to vote?

You can register at any time up until your state's deadline for the election in which you wish to vote. (See state info in the Appendix)

How much does it cost to register?

Registration is always free of charge.

Where can I find a voter registration form?

Voter registration forms are available at post offices, libraries, fire stations, Departments of Motor Vehicles, welfare departments, Registrars of Voters, and City/County Elections offices. Also, many social service agencies have forms.

Must I be able to read or write in English in order to register?

No. You may register and vote even if you cannot read or write. You may take to the voting booth a literate and registered individual who can assist you in the voting process, but not actually vote for you.

Am I registered once I fill out and mail the registration form?

No. You can't be sure you are registered until you get a voter notification card from the county. If the notification card does not arrive within three weeks of mailing your registration, call your Registrar of Voters or City/County Elections Office and ask if you are registered.

When do I have to re-register to vote?

If you move, change your name, want to change your political party, or have completed all conditions of a felony charge, you must register again. Registration rules and procedures for convicted felons vary by state (check with your City/County Elections Office).

What if I move between registration and Election Day?

You may still vote by returning to your former precinct or by requesting a vote-by-mail ballot.

If I fail to vote in an election, will I remain registered for the next one?

You should be, but several states have been purging non-active voters. It is always best to check with your local elections office to be sure your registration is current.

Can I register for someone else?

No. You can only register for yourself. However, you may help others fill out a form, but they must sign the form.

How do I join a political party?

Check the box for the political party of your choice on the registration form. There are no requirements to join a political party.

3_ ; aT[YSfWfa hafVadi ad] XadadLb` fqTgfWfa S bSdfk ; i [eZ fa Va] 1

3Tea'gfVak` afz

6a ; ZShWfa LZaaeVb ba'f[US^bSdfk] adVdifa dV[efVdS` Vfa hafV

@azKag_ Sk LZVW] fZWzVWVf Wfa efSVbSd [VVbVWVfTaj a` fZWad_ [Xkag Va` afi [eZ fa TWa` Y fa Sba'f[US^bSdfkz

I ZSf[eSES_ bWAS^af1

4WadWbLZ VWV[a` f[ea_ WefSVb VbLZ dV[efVdV hafVdVWVhVbSbSU] WfaX[Xad_ Sf[a` [U'gV[Y S ES_ bWAS^af1 i Z[LZ [eSdVb'fUSaXfZWTS^af fZW hafVdi [^eVMSf fZWba^eZfZWbSU] WfaS^ea Y[hVefZW f_ WS` V VSVbXfZWVWV[a` f fZWaUSf[a` aXkagd ba'f Y b'SUMS` V S` Sbb'fUSf[a` fa hafVZtkZ_ S[2

I ZSf[X; Va` af dVWVhVbES_ bWAS^af1

;X[fVaVef ifSd'hVfi a i WVeTWadVZWVWV[a` fUS^ S` V dV'gVfa` Wba_ fZWdV[efSdaXhafVeadkagd 5[fk!5ag` fk 7VWV[a` eAXLW

I ZVdV_ gef; Ya [adVdifa hafV

Kagdba'f Y b'SUM [^TW VbdfZWSVdVei ZVdV kag SdVWV[efz;Xkag dVWVhVbES_ bWAS^af1 fZW VjSufSVdVei [^TWbZai` a` fZWTSU] ZafZVd [eV fZWSVdVei [^TWa` kagddV[efSf[a` USd'z4afZ eZag'VeZai i ZVZWdfZWba'f Y aUSf[a` [e SUWaeT Wfa fZW[eST WzBa'f Y b'SUM_ Sk LZS` YW Xba_ a` WWWV[a` fa S` afZVd;f [e_ badS` f fa Ya fa fZWadVWVba'f Y b'SUMTWVgeWkagd` S_ W [^ af TWa` fZWbafVdaXhafVes` ki ZVdVWV

What if my polling place is not accessible to the disabled?

In most states, you may vote by absentee ballot. Check with your local City/County Elections office to learn what you should do. If you prefer to vote in person, get as close to your polling place as you can and a precinct board member will bring you a ballot to cast.

When are the polls open?

The time polls are open on election day varies by state (Washington State now requires all ballots to be mailed in). However, usual hours are from 7:00 a.m. until 8:00 p.m. Many states also allow early voting. Check with your local City/County Elections office to learn exact dates and times.

Can I vote by mail?

Contact your City/County Elections Office for information on obtaining an absentee ballot and about deadlines. Washington State now requires all ballots to be mailed.

Do I need identification when I go to vote?

In most cases you will just be asked to state your name and address and to sign the roster of voters. Bring along your voter registration card. However, several states have recently enacted voter ID laws. See our section below to find out if this applies to you.

What if I need help in marking my ballot?

Elections Officials are available at the polling place to assist you.

How long may I stay in the polling booth?

Take your time. Some states limit voting to ten minutes, but will extend that time if no other voters are waiting. You may take your pre-marked Sample Ballot into the polling place for assistance.

What if I make a mistake on my ballot?

You may request another ballot if necessary.

What will I be voting on?

We vote on two types of things: **People** (candidates who are running for elected office) and **Plans** (ballot measures that change local or state laws).

You do not have to vote on everything. You can just vote on the things you care about.

4 Steps for Encouraging a Reluctant Voter

When an eligible voter doesn't wish to register, they may feel disconnected from their community or marginalized into thinking they cannot affect change. It is important for you to find out why they don't want to register and help them understand how voting can affect their lives. The following four steps can assist you in convincing someone to register.

1. Find out why they are saying "no."

Remember an excuse may hide a more basic reason. For example, she may say, "I really don't have time," when, in fact, they really mean, "I don't want to take the time to register because I don't believe voting matters."

2. Agree with them.

Make yourself their friend, not an opponent. Let them know that you heard what they said and that you share their concern.

3. Use their reason to convince them.

Explain how their concern is really a reason they should register.

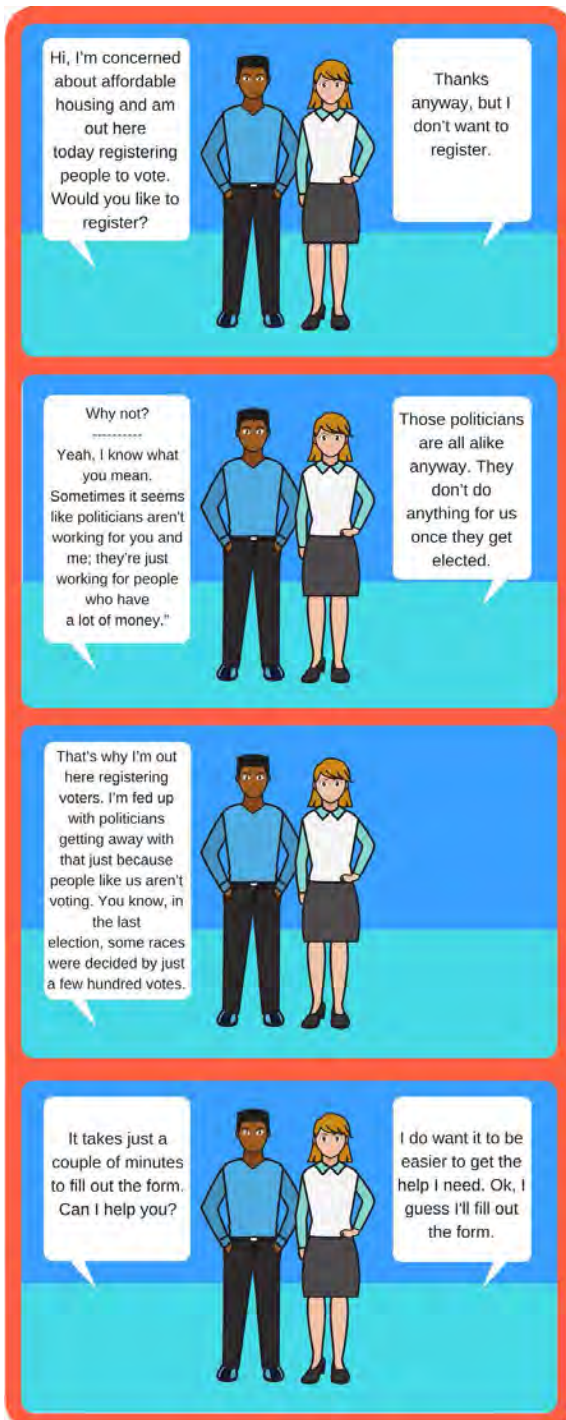
4. Ask if you can help them fill out the registration form.

Let them know that you're a trained volunteer and can answer any voter registration questions that they may have.

Look on the following page for an example of putting this 4-step strategy into practice.


See the example below of how to put this 4-Step Strategy into practice convincing a non-voter to register.

Example:



The following are some common excuses people give for not wanting to register to vote, or vote, and sample responses you can give using the 4-Step Strategy.

Excuses:



Sample Voter Registration Outreach Script

Below you'll find a brief sample script which you can adapt for your staff and volunteers to use when conducting voter registration outreach.

"Hi!"

- Approach people individually. Don't wait for them to approach you.
- Approach people individually. Don't wait for them to approach you.
- An offered handshake is particularly hard to ignore.

"We're (Agency Name) volunteers out registering voters today because..."

- Tell them why you're registering voters (for example: to keep politicians accountable).
- Remember to avoid endorsing, supporting, or opposing any candidate or political party. You must register everyone who wants to register, regardless of party or candidate affiliation.

"What's your name?"

- Ask their name and fill it in on the registration form. Do not ask them if they wish to register. Assume they do!

"Can you fill this out for me, please?"

- Hand them the form and a pen and ask them to complete the process
- If they hesitate to take the form or seem in need of help, offer to fill it in for them.
- Move on to the next person while they finish their form.

"Whoops!"

Check the form for these common mistakes:

- Can you read the writing?
- Is the form signed?
- Is the ethnicity box filled in?
- Did they write today's date where the form asked for a birth date?
- If they have no address to use, is there a map drawn of the person's sleeping area?

Incorporating Voter Registration into the Intake Process

One easy way to register people to vote on a regular basis is to do so during the intake process - when a client first comes to your organization and is already filling out forms or providing necessary information to receive services.

Rules governing voter registration vary from state to state. Here are some simple steps to follow when incorporating voter registration into your intake process (please check with your local or state elections office to ensure that your organization's voter registration process is conducted properly).

1. Appoint a Voter Registration Coordinator.

Appoint a staff person to coordinate the incorporation of voter registration into the intake process. The coordinator should:

- Contact the county elections office or the Secretary of State's office to get information on how to conduct voter registration during the intake process.
- Obtain voter registration forms.
- Find out voter requirements, such as voter eligibility, address, and identification requirements.
- Find out how often completed forms should be mailed in (each week, every two weeks, etc.) and what the deadlines are for submitting forms before the next election.
- Obtain any voter education information, such as a map of the local precincts and polling places or sample ballots, that would be helpful for newly registered voters obtain any other information necessary for the registration process.
- Train the front desk staff on how to register voters and assist in voter registration based on the information you obtain from the county elections office or the Secretary of State's office.
- Coordinate the collection of voter registration data with the staff, including the number of voters the staff registered and the contact information for those registered.

2. Make Voter Registration Part of Your Intake and Publicize It.

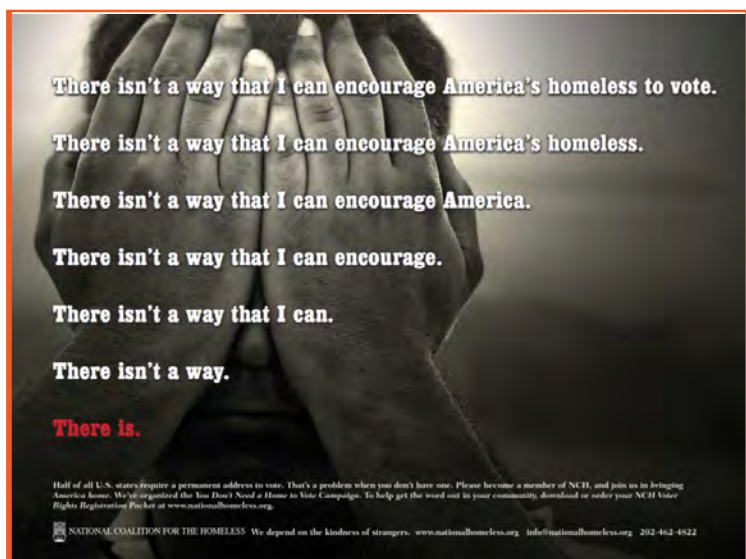
Make sure clients know that being homeless does not exclude them from the democratic process.

- Post signs stating that clients have a right to vote, may register to vote here, and that they may use your organization's address as a mailing address when registering to vote.
- Amend agency intake forms and procedures to include the question, "If you are not registered to vote where you now live, would you like to register here today?"
- Ask whether the person has moved, changed mailing address or names, been arrested, or done anything that could alter his/her status as a registered voter.
- You may also want to hold periodic meetings with staff to discuss any problems that arise out of making registration a part of the intake process or to answer any questions the staff has about registration.

3. Offer Clients Help in Filling Out Voter Registration Forms

Based on the voter registration information you receive from your county elections office, train staff to determine eligibility of voters, assist those registering to vote, and address issues that may arise such as problems with identification documents.

- If a staff person fills out the registration form for someone who cannot read or write, then the staff person must sign the registration form in addition to the person registering to vote..
- The staff should check over the registration form after the client finishes filling it out to make sure all required information has been provided.
- Your organization should offer to mail the registration forms to the elections office or a staff person may take the forms to the office.



4. Keep Track of Voter Registration Statistics

Keeping track of the voters you have registered will help to streamline the registration process during intake and will provide valuable insight into challenges facing homeless voters.

For instance, the data may identify particular problems with registering homeless voters or may indicate that registration efforts are highly successful. Ultimately, it will help in assessing any changes that need to be made to the registration process.

Keep track of how many clients register to vote, are currently registered to vote, or do not want to vote. Also, be sure to gather contact information for those who register so that your organization may target them in your “get out the vote” campaign.

You will want to devise a system of data gathering that works for your organization. Perhaps gathering data from the front line staff each week or each month is more efficient for your organization. Otherwise, it may be easier to keep track of those registering to vote based on the registration forms your organization sends to the elections office.

Getting Out The Vote

Of all the homeless people that do manage to register as a voter, many end up not voting often because they are unable to find transportation to the polling site or they did not manage to find out where their polling site was.

There are many ways to encourage people to vote on Election Day and ways to give them the means of getting to the polling site.

The following is a list of suggestions that can be tailored to your specific needs and should provide a good starting point for developing a successful “Get Out the Vote” drive at your agency.

Once clients/shelter residents are registered, they face not only the difficulty of actually getting to the polls on Election Day, but also finding out where they need to vote. “Get Out the Vote” drives are critical for high levels of participation.

Leading Up to Election Day

- Hang signs in shelters telling the open hours and location (with a map) of the designated polling place if registered at the shelter. Frequent reminders can increase incentive for homeless persons to go to the polls on Election Day.
- Provide information about absentee ballot and early voting requirements and deadlines for your state. Such information could be provided at shelters in the form of flyers.
- Print newsletters or flyers about the candidates and issues and distribute them in shelters shortly before Election Day. This not only serves to educate but also to encourage the voter to take the final step and go out and vote.
- Hold a candidate’s forum so that people can become more familiar with candidates and their positions. Advertise other candidate forums and assist clients in attending.

On Election Day

Tips for getting people to the polling sites:

- Have your shelter/agency designated as a polling place! This is a very effective way of getting out the vote.
- Have volunteers on call to walk or drive clients or shelter residents to the polling places.
- Arrange for a church or school bus to shuttle people to the election site throughout the day.
- Encourage taxi companies and other forms of public transportation to provide free rides to the polling places.
- Hold a rally, complete with food and music, and then march to the polling place(s) together.

Facilitate Voter Comfort at the Polling Site

- Invite local election officials to bring voting machines to your organization to familiarize people with the process of voting. Alternatively, have a mock voting booth at your agency beforehand with sample ballots so people feel more comfortable when voting.
- Staff the election site with poll watchers who will assist homeless persons if they encounter any voting problems with local election officials. Where possible, recruit poll watchers who are already known within the homeless community.
- Match volunteers with registered voters a week before the election. The volunteer will contact the registered voter a week before the election to talk about Election Day, the polling site, and ask if any assistance is needed to get to the polls. The volunteer can then call or visit the registered voter the day before the election to remind him or her. On Election Day the volunteer can accompany the registered voter to the polling site.



Table of State Voter Regulations

State	Allows sheltered residents to register	Allows unsheltered residents to register	Mailing address required to register	State has homeless voting rights statute	ID required to Vote	In-Person Registration Deadline	Mail-in Registration Deadline	Online Registration Deadline	Residency Requirements?	State Election Office
Alabama	Yes	Yes	No: Address or map/diagram of place of residence	No	Strict: Current and valid photo ID; Free AL photo voter ID	15 days before election day	15 days before election day	15 days before election day	None	https://www.sos.alabama.gov/alabama-votes
Alaska	Yes	Yes	No: Address or name/number of harbor, trailer lot, community of residence	No	Non-strict: Current and valid photo ID, birth certificate, passport, or hunting/fishing license	30 days before election day	Postmarked 30 days before election day	30 days before election day	30-day residency	http://www.elections.alaska.gov/
Arizona	Yes	Yes	No: Address or map/diagram of place of residence	Yes	Non-strict: Photo ID or two official documents with voter's name and address, proof of citizenship is required to register	29 days before election day	Received 20 days before election day	29 days before election day	None	https://www.azsos.gov/elections
Arkansas	Yes	Yes	No: Address or map/diagram of place of residence with landmarks		Non-strict: Photo ID OR official document with voter's name and address	30 days before election day	Postmarked 30 days before election day		30-day residency	https://www.sos.arkansas.gov/elections
California	Yes	Yes	No: Address OR description of place of residence (ex: streets or landmarks nearby, does not need to be specific)	Yes	Non-strict: Photo ID OR official document with voter's name and address for first-time voting. Can register online without ID with an interview	Up to and including on election day at your county elections office	15 days before election day	15 days before election day	None	https://www.sos.ca.gov/elections/
Colorado	Yes	Yes	No: For homeless individuals, address of a "location I regularly return to"	Yes	Non-strict: Photo ID OR official document with voter's name and address	Election day	Received 8 days before election day	8 days before election day	22-day residency	https://www.sos.state.co.us/pubs/elections/main.html
Connecticut	Yes	Yes	Yes: Need to list address for receiving mail, but can be a shelter/post office, etc		Non-strict: Photo ID is NOT required to vote, but in that case voter must sign an affidavit	7 days before election day; Election Day registration exempt from Primaries	Postmarked 7 days before election day	7 days before election day	None	https://portal.ct.gov/SOTS

Table of State Voter Regulations

State	Allows sheltered residents to register	Allows unsheltered residents to register	Mailing address required to register	State has homeless voting rights statute	ID required to Vote	In-Person Registration Deadline	Mail-in Registration Deadline	Online Registration Deadline	Residency Requirements?	State Election Office
Delaware	Yes	Yes	Yes: Can list shelter/social service agency as mailing address	No	Non-strict: Two pieces of identification with voter's name on it for first-time voting	The 4th Saturday before a primary or general election. 10 days before a special election	The 4th Saturday before a primary or general election. 10 days before a special election	The 4th Saturday before a primary or general election. 10 days before a special election	None	https://elections.delaware.gov/index.shtml
District of Columbia	Yes	Yes	No: Can give address of shelter or list place they usually stay (ex: corner)		Non-strict: Photo ID OR official document with voter's name and address	Election day with proof of residency	Received by 4:45pm on the 21st day before election day	Received by 4:45pm on the 21st day before election day	None	https://dcboe.org/
Florida	Yes	Yes	Yes: Must give address where you can receive mail (ex: agency, relative, etc.)	No	Non-strict: Photo ID OR official document with voter's name and address	29 days before Election day; If you are military and returned you have until 5pm the Friday before election day	29 days before Election day; If you are military and returned you have until 5pm the Friday before election day	29 days before Election day; If you are military and returned you have until 5pm the Friday before election day	None	https://dos.myflorida.com/elections/
Georgia	Yes	Yes	No: Can list address of place they usually stay OR map/diagram of residence		Strict: Current and valid photo ID	The 5th Monday before election day	Postmarked the 5th Monday before election day	The 5th Monday before election day	None	http://sos.ga.gov/index.php/elections
Hawaii	Yes	Yes	No: Mailing address within the state OR map/diagram of place of residence		Non-strict: Photo ID OR official document with voter's name and address	29 days before election day	29 days before election day	29 days before election day	None	https://elections.hawaii.gov/

Table of State Voter Regulations

State	Allows sheltered residents to register	Allows <u>unsheltered</u> residents to register	Mailing address required to register	State has homeless voting rights statue	ID required to Vote	In-Person Registration Deadline	Mail-in Registration Deadline	Online Registration Deadline	Residency Requirements?	State Election Office
Idaho	Yes	Yes	No: Address OR map/diagram of place of residence		Non-strict: Photo ID OR voter will be required to sign an affidavit	Election day (You must show proof of residence to register at the polls on election day)	25 days before election day	25 days before election day	30-day residency	https://idahovotes.gov/
Illinois	Yes	Yes	Yes: Must give address where you can receive mail (ex: agency, relative, etc.)	Yes	Non-strict: Photo ID OR official document with voter's name and address	27 days before and up to Election Day (limited)	Postmarked 28 days before election day	28 days before election day	30-day residency	https://www.elections.il.gov/
Indiana	Yes	Yes	No: Address OR brief description of place of residence		Non-strict: State (or school) photo ID on voting day, bill/bank statement/ document ok for registration	29 days before election day	29 days before election day	29 days before election day	30-day residency	https://www.in.gov/sos/elections/
Iowa	Yes	Yes	No: Address OR brief description of place of residence	Yes	Non-strict: Photo ID OR official document with voter's name and address for first-time voting	10 days before general elections, 11 days before all other elections. You can also register to vote on election day	Postmarked 15 days before election day or received 10 days before election day	10 days before election day	None	https://sos.iowa.gov/elections/voterinformation/index.html
Kansas	Yes	Yes	Yes: Mailing address required	No	Strict: Current and valid photo ID required on voting day, proof of citizenship required to register	21 days before election day	21 days before election day	21 days before election day	21-day residency	http://www.voteks.org/
Kentucky	Yes	Yes	Yes: Mailing address required		Non-strict: Photo ID OR official document with voter's name and address	29 days before election day	29 days before election day	29 days before election day	29-day residency for state, 10-day residency for precinct	https://vrsws.sos.ky.gov/ovrweb/govoteky

Table of State Voter Regulations

State	Allows sheltered residents to register	Allows unsheltered residents to register	Mailing address required to register	State has homeless voting rights statute	ID required to Vote	In-Person Registration Deadline	Mail-in Registration Deadline	Online Registration Deadline	Residency Requirements?	State Election Office
Louisiana	No	No	Yes: Residence address is required		Non-strict: ID OR official document with voter's name and address OR voter will be required to sign an affidavit	Received 30 days before election day. If that day is a weekend or holiday, the the deadline is the first day after the weekend or holiday	Received 30 days before election day. If that day is a weekend or holiday, the the deadline is the first day after the weekend or holiday	Received 30 days before election day. If that day is a weekend or holiday, the the deadline is the first day after the weekend or holiday	None	https://voterportal.sos.la.gov/
Maine	Yes	Yes	No: If no mailing address, write "NONE," then write description for residence	Yes	Non-strict: Photo ID OR official document with voter's name and address	Election day	Received 21 business days before election day		None	https://www.maine.gov/sos/cec/elec/index.html
Maryland	Yes	Yes	Yes: Address where you can receive mail (ex: agency, relative, etc.)	No	Non-strict: Photo ID OR official document with voter's name and address	Election Day	21 days before election day	21 days before election day	None	https://elections.maryland.gov/
Massachusetts	Yes	Yes	No: Address OR brief description of place of residence		Non-strict: Photo ID OR official document with voter's name and address	20 days before election day	20 days before election day	20 days before election day	None	http://www.sec.state.ma.us/e/e/e/eidx.htm
Michigan	Yes	Yes	No: Address OR brief description of place of residence	No	Non-strict: Photo ID OR voter will be required to sign an affidavit**	Election day	30 days before election day		30-day residency	https://mvlc.sos.state.mi.us/L
Minnesota	Yes	Yes	No: Address OR short description of place of residence	No	Not required if voter is successfully registered 21 days before election and has not moved or changed names	Election day	Received 21 days before election day	21 days before election day	20-day residency	https://www.sos.state.mn.us/elections-voting/
Mississippi	Yes	Yes	No: Address OR map/diagram of place of residence		Non-strict: Photo ID OR Mississippi Voter ID	30 days before election day	30 days before election day		30-day residency	http://www.sos.ms.gov/Elections-Voting/Pages/default.aspx

Table of State Voter Regulations

State	Allows sheltered residents to register	Allows <u>unsheltered</u> residents to register	Mailing address required to register	State has homeless voting rights statue	ID required to Vote	In-Person Registration Deadline	Mail-In Registration Deadline	Online Registration Deadline	Residency Requirements?	State Election Office
Missouri	Yes	Yes	No: Address OR short description of place of residence	No	Non-strict: Photo ID OR official document with voter's name and address	The 4th Wednesday before election day	The 4th Wednesday before election day	The 4th Wednesday before election day	None	https://www.sos.mo.gov/elections
Montana	Yes	Yes	Yes: Mailing address required		Non-strict: Photo ID OR official document with voter's name and address	Election day (Late registration is closed from 12-5pm the day before election day)	Postmarked 30 days before election day and received 27 days before election day		30-day residency	https://sosmt.gov/elections/
Nebraska	Yes	Yes	Yes: Mailing address required		Non-strict: Photo ID OR official document with voter's name and address	6:00pm the 2nd Friday before election day	The 3rd Friday before election day	The 3rd Friday before election day	None	http://www.sos.ne.gov/election/genvoterinfo.html
Nevada	Yes	Yes	No: Address OR short description of place of residence		Non-strict: Photo ID required to register to vote and on election day, although other forms of ID may be accepted	21 days before election day	31 days before election day	21 days before election day	30-day residency in state and 10-days within precinct	https://www.nvsos.gov/sos/elections
New Hampshire	Yes	No	Yes: Must give address, and if voter's name is not on the lease, must provide verification that it is voter's address		Non-strict: Photo ID on voting day OR voter will be required to sign an affidavit	Election day	Received 10 days before election day		None	http://sos.nh.gov/Elections.aspx
New Jersey	Yes	Yes	No: Address OR "contact point" OR location where most time is spent		Non-strict: Photo ID OR official document with voter's name and address	21 days before election day	21 days before election day		30-day residency	https://www.njelections.org/
New Mexico	Yes	Yes	No: Address OR map/diagram of place of residence		Non-strict: Photo ID OR official document with voter's name and address for first-time voting	28 days before election day	Postmarked 28 days before election day	28 days before election day	None	http://www.sos.state.nm.us/default.aspx

Table of State Voter Regulations

State	Allows sheltered residents to register	Allows unsheltered residents to register	Mailing address required to register	State has homeless voting rights statute	ID required to Vote	In-Person Registration Deadline	Mail-in Registration Deadline	Online Registration Deadline	Residency Requirements?	State Election Office
New York	Yes	Yes	Yes: Mailing address is required, plus description of place of residence	No	Non-strict: Photo ID OR official document with voter's name and address for first-time voting	25 days before election day (10 days before election day for special elections)	Postmarked 25 days before election day and received no later than 20 days before election day	25 days before election day	30-day residency	https://www.elections.ny.gov/
North Carolina	Yes	Yes	No: Address OR map/diagram of place of residence		Non-strict: Photo ID OR official document with voter's name and address	25 days before election day (You can register and vote at the same time at a "one-stop" site during the absentee voting period)	Postmarked 25 days before election day and received 20 days before election day		30-day residency	https://www.ncsbe.gov/
North Dakota	Yes	Yes	No: No voter registration required – anyone can vote with valid ID	No	Non-strict: ID with voter's name and address OR voter will be required to sign an affidavit	Need to bring a valid proof of ID and residency to the polls in order to vote			30-day residency	https://vip.sos.nd.gov/PortalList.aspx
Ohio	Yes	Yes	No: Address OR short description of place of residence		Non-strict: Photo ID OR official document with voter's name and address	30 days before election day	30 days before election day	30 days before election day	30-day residency	https://www.sos.state.oh.us/elections/
Oklahoma	Yes	Yes	No: Address OR short description of place of residence		Non-strict: Photo ID OR voter will be required to sign an affidavit	25 days before election day	25 days before election day		None	https://www.ok.gov/elections/
Oregon	Yes	Yes	No: Homeless voters can list county election clerk's office and pick up ballot there to vote or provide address where voter can receive mail		Non-strict: Photo ID OR official document with voter's name and address	21 days before election day	21 days before election day	21 days before election day	None	https://sos.oregon.gov/voting-elections/

Table of State Voter Regulations

State	Allows sheltered residents to register	Allows unsheltered residents to register	Mailing address required to register	State has homeless voting rights statute	ID required to Vote	In-Person Registration Deadline	Mail-in Registration Deadline	Online Registration Deadline	Residency Requirements?	State Election Office
Pennsylvania	Yes	Yes	No: Address OR map/diagram of place of residence		Non-strict: Photo ID OR official document with voter's name and address	30 days before election day	Postmarked 30 days before election day	30 days before election day	30-day residency	https://www.votespa.com
Rhode Island	Yes	Yes	No: Address OR short description of place of residence		Non-strict: Photo ID OR Rhode Island Voter ID or else cast a provisional ballot	30 days before most elections. You may register on election day only for presidential elections	30 days before election day	30 days before election day	None	https://vote.sos.ri.gov/
South Carolina	Yes	Yes	No: Address OR map/diagram of place of residence		Non-strict: Photo ID OR official document with voter's name and address	30 days before election day	30 days before election day	30 days before election day	None	https://www.scvotes.org/
South Dakota	Yes	Yes	No: Address OR short description of place of residence		Non-strict: SSN or driver's license required to register	15 days before election day	Received 15 days before election day		None	https://sdsos.gov/elections-voting/
Tennessee	Yes	Yes	Yes: Address where you can receive mail (ex: agency, relative, etc.) AND short description of place of residence	No	Strict: Government-issued photo ID	30 days before election day	30 days before election day	30 days before election day	None	https://sos.tn.gov/elections
Texas	Yes	Yes	No : "General Delivery" AND short description of place of residence		Non-strict: Photo ID OR official document with voter's name and address	30 days before election day	Postmarked 30 days before election day		None	https://www.votetexas.gov/
Utah	Yes	Yes	Yes: Address where you can receive mail (ex: agency, relative, etc.) AND short description of place of residence	No	Non-strict: SSN or driver's license required to register , Photo ID OR two official documents with voter's name and address on voting day	Election day	30 days before election day	7 days before election day	30-day residency	https://elections.utah.gov/

Table of State Voter Regulations

State	Allows sheltered residents to register	Allows unsheltered residents to register	Mailing address required to register	State has homeless voting rights statute	ID required to Vote	In-Person Registration Deadline	Mail-in Registration Deadline	Online Registration Deadline	Residency Requirements?	State Election Office
Vermont	Yes	Yes	No: Short description of place of residence		Non-strict: SSN or driver's license required to register , Photo ID OR official document with voter's name and address needed for first-time voting	Election day	Election day	Election day	None	https://www.sec.state.vt.us/elections.aspx
Virginia	Yes	Yes	Yes: Do not need to provide residence address if homeless, but must provide address where you can receive mail	Yes	Non-strict: Photo ID OR Virginia Voter ID or else cast a provisional ballot	22 days before election day	Received 22 days before election day	22 days before election day	None	https://www.elections.virginia.gov/
Washington	Yes	Yes	Yes: Homeless voters can list county election clerk's office and pick up ballot there to vote or provide address where voter can receive mail		Strict: government-issued photo ID or Employee ID	Election day (effective 6/30/2019)	29 days before election day	29 days before election day	30-day residency	https://www.sos.wa.gov/elections/
West Virginia	Yes	Yes	Yes: Address where you can receive mail (ex: agency, relative, etc.)	Yes	Non-strict: Photo ID OR official document with voter's name and address for first-time voters	21 days before election day	Postmarked 21 days before election day	21 days before election day	None	https://sos.wv.gov/elections/Pages/default.aspx
Wisconsin	Yes, with official letter from shelter	Yes, with official letter from Social Service agency	Yes: Must verify residency in Wisconsin		Non-strict: Photo ID OR Wisconsin Voter ID	Election day	Postmarked at least 20 days before election day	20 days before election day	28-day residency	https://elections.wi.gov/voters
Wyoming	Yes	Yes	Yes: Contact county clerk for guidance on how to list address on registration		Non-strict: Photo ID OR two official documents with voter's name and address required to register, first-time voting	Election day	Received 14 days before election day		None	http://soswy.state.wy.us/Elections/Default.aspx

Appendix of Additional Resources

Federal Resources

U.S. Election Assistance Commission (EAC): <https://www.eac.gov/>

Congressional districts: <https://www.govtrack.us/congress/members/map>

County data: <https://explorer.naco.org/>

National Organizations

Our Homes, Our Votes, run by the National Low Income Housing Coalition, is a non-partisan campaign to register, educate, and mobilize more low income renters and affordable housing advocates to be involved in voting. <https://www.ourhomes-ourvotes.org>

Alliance for Justice provides information for nonprofits about how to legally get involved with election activity. <https://www.afj.org/>

FairVote is a nonpartisan champion of electoral reforms that give voters greater choice, a stronger voice, and a representative democracy that works for all Americans. <http://www.fairvote.org>

Sentencing Project gives state-by-state information on how felony convictions affect voters. <https://www.sentencingproject.org/issues/felony-disenfranchisement/>

Nonprofit VOTE is the largest source of nonpartisan resources to help nonprofits integrate voter engagement into their ongoing activities and services. <https://www.nonprofitvote.org/>

VOTE411.org, run by the League of Women Voters Education Fund, is a "one-stop-shop" for a wide range of election related information. <http://www.vote411.org/>